

Ultimate lightweight experience with magnesium alloy body



Unique dual-sockets & dual-batteries design empowering ultra-long working time for 2 hours



Ergonomics trolley system with semi-automatic lifting



Customizable touch screen to personalize your user interface



A Clear Vision

Ultrasound reimagined

Born of a vision to deliver meaningful design innovations that benefit the user, the Acclarix AX3 features a host of design breakthroughs that make day-to-day operation in point-of-care environments easy, fast and intuitive. The result is an elegant simplicity where form and function meet at the tips of your fingers.

Transducers and Options



About Edan

Edan is a healthcare company dedicated to improving the human condition around the world by delivering value-driven, innovative and high-quality medical products and services. For over 20 years, Edan has been pioneering a comprehensive line of medical solutions that address a broad range of healthcare practices including:

- Diagnostic ECG
- Patient Monitoring
- OB/GYN
- Ultrasound Imaging
- Point-of-Care Testing
- *In-Vitro* Diagnostics
- Veterinary

Healthcare professionals around the world depend on Edan's breakthrough medical technologies and outstanding customer support.



Lighten Your Vision Within a Touch

Acclarix[™] AX3
Diagnostic Ultrasound System





The Masterpiece for Point-of-Care Ultrasound

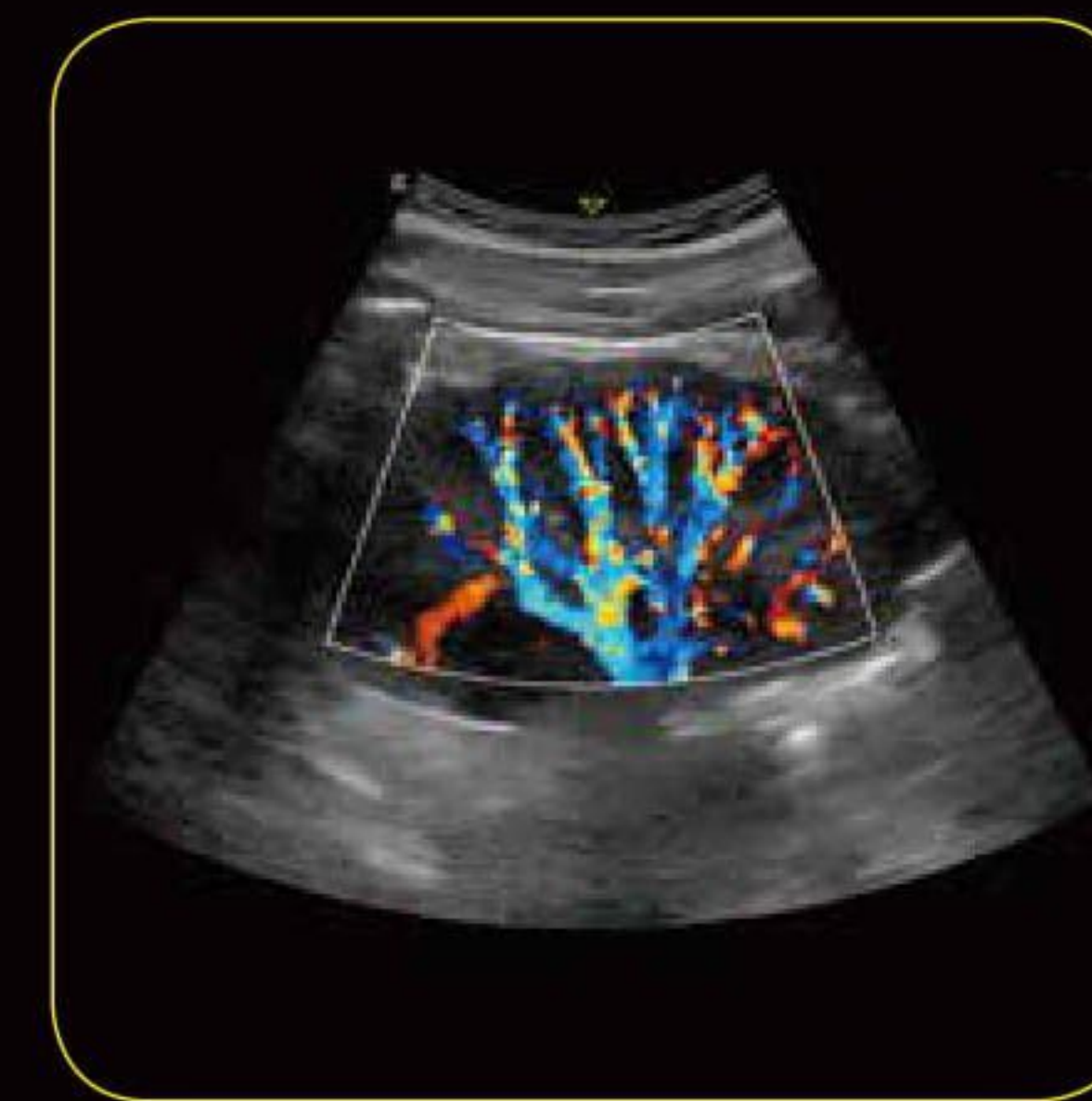
Redefining innovation through value and performance

Alone with the unique dual – sockets inspiration in a 4.5kg lightweight magnesium alloy body, the remarkable Acclarix AX3 Compact Ultrasound System delivers a surprising combination of features to meet the demands of point-of-care imaging. The Acclarix AX3 has been design from the relentless focus on delivering uncompromising performance at a cost-effect price to each sonographer.

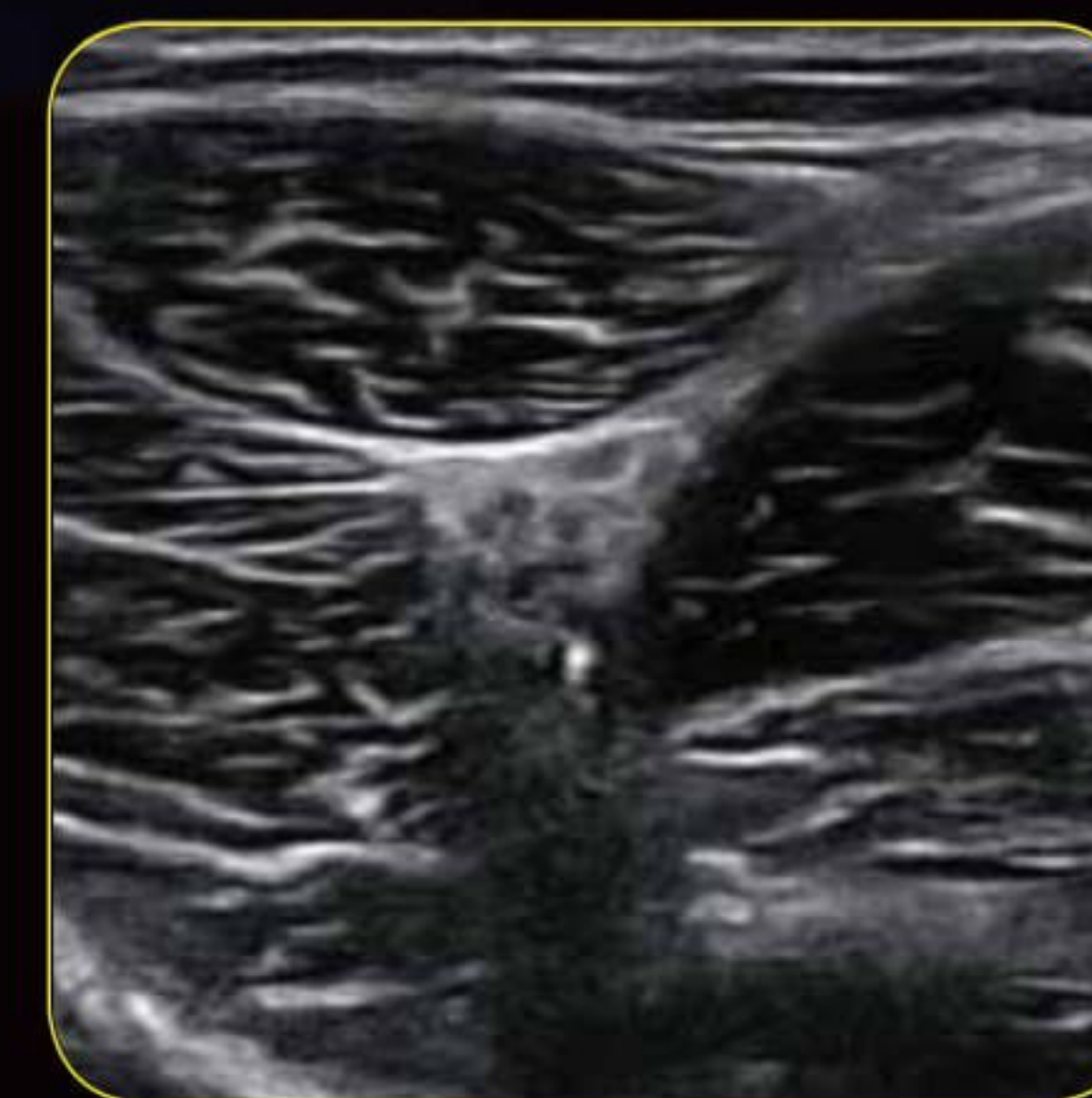
- Definitive Imaging
- Intelligent Workflow
- Distinctive Design
- Intrinsic Quality



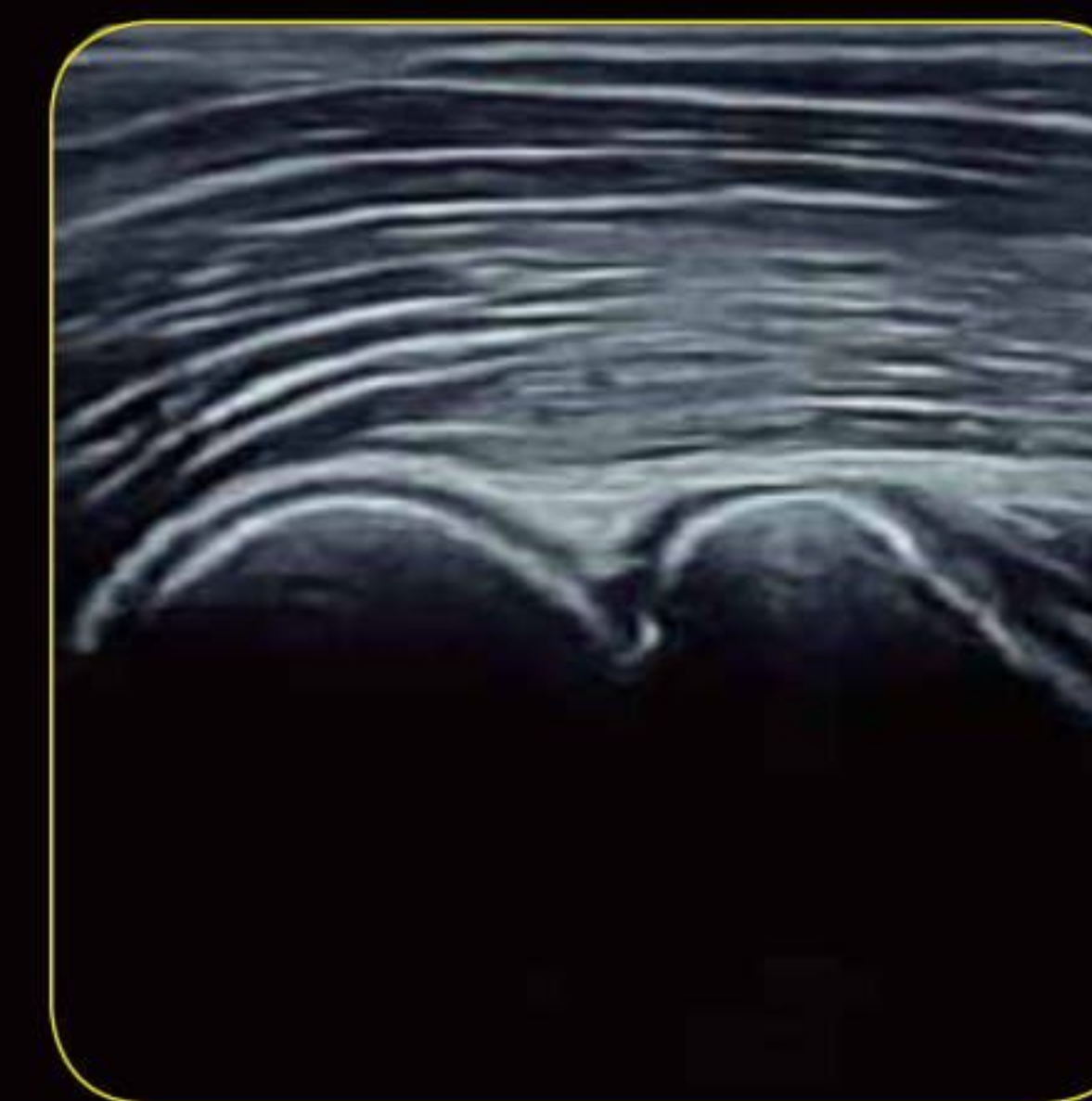
Liver



Renal flow



Sciatic Nerve Pop



Elbow

Stunning Clarity

Definitive image quality

Compacted with innovative Edan TAI technology and multiple imaging processing technologies, Acclarix AX3 could perfectly display ultrasound image in different modes, assisting sonographer to make more precise diagnosis.

- High fidelity, high-channel count architecture results in superb detail resolution, particularly at depth
- Tissue Adaptive Imaging (TAI) continuously and automatically optimizes imaging allowing more focus on the patient
 - In B-mode, TAI fine tunes multiple parameters to provide the best possible image quality
 - In Doppler, TAI automatically adjusts for flow state providing improved continuity, border detection and fill-in



The Virtue of Value

How can Edan deliver so much innovation and so much value? By capitalizing on the experience and expertise of a truly global enterprise. Acclarix technology is the result of Silicon Valley innovation and engineering excellence combined with Chinese design and manufacturing proficiency. The Acclarix AX3 delivers unmatched value and performance across a broad range of applications.

- Musculoskeletal
- Anesthesia
- Emergency Medicine
- Critical Care
- Interventional Radiology
- Pain Management
- Rheumatology
- Surgery